


**Grant County Fair**  
916 E. Elm Street, Suite B  
Lancaster, WI 53813  
(608) 723-2135

**Grant County Junior Fair**  
**Livestock Auction Advisory Committee**



Ryan Weigel  
Chair- Dairy Producers Rep.  
434-4109

Arin Crooks  
Vice Chair - Beef Superintendent  
516-5965

Karla Witzig  
Secretary- Goat Superintendent  
822-6916

Joe Mumm  
Grant County Fair Rep.  
732-6250

Kelsi Retallick  
Beef Producers Rep.  
778-7748

Troy Noble  
Dairy Superintendent  
348-6852

Bobbi Riedl  
Goat Producers Rep.  
574-5198

Scott Kramer  
Rabbit/Poultry Producer Rep.  
558-8641

Pam Frank  
Rabbit/Poultry Superintendent  
854-2900

Colton Vondra  
Sheep Producers Rep.  
778-8601

Jill Drinkwater  
Sheep Superintendent  
723-7812

*Vacant*  
Swine Producers Rep.

Ryan Ingersoll  
Swine Superintendent  
778-0206

Hannah Recker  
FFA Advisor Rep.  
854-2261

Amanda Cauffman  
4-H Adult Leaders Rep.  
412-3462

*Vacant*  
FFA Member Rep.

Sarah Mayer  
4-H Member Rep.

Tim Slack  
Auctioneer Rep.  
723-4020

Charisse Orth  
Extension Rep.  
723-2125

DATE: April 13, 2026

TO: Potential Grant County Fair Dairy Exhibitors

FROM: Ryan Weigel, Livestock Auction Advisory Committee Chair and  
Charisse Orth, 4-H Program Educator

RE: Dairy Identification for Grant County Fair Sale of Cheese

**REMINDER:**

The requirement that was put into effect on June 19, 2024 to have a negative Influenza A test for all lactating dairy cows remains in effect for this year's 2026 fair. **You must have a copy of a negative test from a veterinarian to turn in to the fair upon arrival at vet check in day.**

See excerpt from the U. S. Department of Agriculture, Trade and Consumer Protection. *"Wisconsin Lactating Dairy Cows to Wisconsin Fairs, Shows and Exhibitions. Wisconsin Summary Special Order 24-O-003, effective June 19, 2024, requires a negative Influenza A test result within seven (7) days prior to movement."*

The Grant County Livestock Auction Committee will be offering the sale of cheese by dairy exhibitors at the Grant County Junior Fair Livestock Auction (GCFJLA). The selection process for selling a lot of cheese will remain the same per the Auction Committee and Fair Board. Following is a summary of these requirements used to select dairy cheese lots:

Failure to complete any of the following will result in forfeiture of selling cheese in the GCJFLA.

- ◆ Members may identify under their immediate family and up to 6 dairy animals per member. Information needed for the Dairy ID Form - Breed, Birthdate, and RFID Tag number for each animal.
- ◆ Grant County Junior Fair Livestock Auction Consignment Sheet must be submitted with exhibitor entries prior to the due date.
- ◆ All dairy exhibitors wishing to sell cheese at the Grant County Fair must be YQCA (Youth for the Quality Care of Animals) certified. More information on the YQCA program is enclosed.
- ◆ All members who sell cheese must show in their respective age showmanship class.
- ◆ Members who are given the opportunity to sell cheese must put together their own cheese lot prior to the auction. Cheese lot is to include a minimum of 5 lbs. of cheese (or more if you so choose) and be presented in a professional manner.

Dairy exhibitors are required to pre-identify their dairy animal(s) in order to be eligible to sell. **If you are interested in becoming eligible to sell dairy cheese at the 2026 Grant County Fair, please complete the enclosed identification form and return to the Grant County Extension Office by 4:00 pm on May 1, 2026.** The form is also available online at: [grant.extension.wisc.edu](http://grant.extension.wisc.edu).

**-over-**

**Options to submit your ID forms:**

- Mail them into the Grant County Extension Office, postmarked by May 1. Grant County Extension Office: 916 E. Elm St., Suite A, Lancaster WI 53813
- Take a clear, legible picture or scan of your ID form and e-mail them in by 4:00 pm on May 1 to [jenny.dixon@wisc.edu](mailto:jenny.dixon@wisc.edu).
- Drop them off to the Grant County Extension Office by 4:00 pm on May 1.

Dairy exhibitors selling cheese will be required to be YQCA (Youth for the Quality Care of Animals) certified. Enclosed you will find more information on the YQCA program. A copy of your YQCA certificate must be submitted to the Extension Office or Fair Office. No YQCA certificates will be accepted after 4:00 pm on July 24.

Earning the opportunity to sell a lot of cheese at the GCJFLA will be completed in the following order:

The Dairy Cattle Department is allotted 20 lots in the cheese sale. It is the goal of the sale committee to fill all 20 lots and give more opportunities to more exhibitors.

- ◆ All current identification forms, deadlines, limits will remain the same and must be adhered to, to sell cheese.
- ◆ Exhibitors that meet all requirements set forth by the fair premium book and that have qualified cattle at the fair will be eligible for an opportunity to sell cheese at the Youth Livestock Auction.
- ◆ Each animal that was properly identified, entered and shown at the Grant County Fair are eligible to sell cheese and earn an entry into a random drawing for the opportunity to sell cheese. Exhibitors may earn up to 6 opportunities solely by entry and exhibition.
- ◆ Breed Senior and Junior Champions (if properly entered) will earn two additional entries to enter. Breeds include: Ayrshire, Brown Swiss, Guernsey, Holstein, Jersey, Milking Shorthorn, Any Other Breed
- ◆ Any Showmanship winners and all participants in the Fitting Contest (if properly entered) will each earn an additional entry.
- ◆ No exhibitor will sell more than one cheese lot per year. If an exhibitor is selected more than once in the random drawing, that duplicate selection will be discarded and a new name will be drawn. Drawing order is the sale order and ticket will have the exhibitor name and choice of animal on it.
- ◆ Any high school graduate exhibitor that has shown in at least three consecutive Grant County Junior Fair shows and has not previously sold in the Grant County Junior Fair Livestock Auction, will be given the opportunity to sell (if properly entered and eligible) a lot of cheese at the Grant County Junior Fair Livestock Auction.
- ◆ An animal may earn an exhibitor the opportunity to sell in multiple years.

Check out the Grant County Fair Book for complete rules and requirements to exhibit at the fair. The Grant County Fair Book can be found online at <https://funonforty.co.grant.wi.gov/>. If you have any questions call the Grant County Fair Office at 608-723-2135 or the Grant County Extension Office at 608-723-2125.

Enclosures

# 2026 Grant County Fair Identification Form - Dairy

**DEADLINE: May 1, 2026 by 4:00 pm to the Grant County Extension Office**

**Limit: 6 animals per member / Members may id under their immediate family and up to 6 dairy animals per member.**

*Use additional forms if needed.*

Family Last Name: \_\_\_\_\_ Phone #: \_\_\_\_\_

Mailing Address: \_\_\_\_\_ City: \_\_\_\_\_ Zip: \_\_\_\_\_

<u>Exhibitor's Name</u>	<u>Age</u>	<u>Grade</u>	<u>Name of 4-H Club / FFA Chapter / Organization</u>
_____	_____	_____	_____
_____	_____	_____	_____
_____	_____	_____	_____
_____	_____	_____	_____

Name of Parents or Guardians to be printed in fair sale program: \_\_\_\_\_

Address where animals are housed: \_\_\_\_\_ City: \_\_\_\_\_ Zip: \_\_\_\_\_

Farm Premise ID Number: \_\_\_\_\_ Grant County Fairgrounds Premise Identification # **003T7GC**

<u>Dairy Breed</u>	<u>Animal Birth Date</u>	<u>RFID Tag #</u> <i>(example: 840 111 111 222 333)</i>

\_\_\_\_\_  
Signature of Member(s)

*This form needs to be turned in to the Grant County Extension Office: 916 E Elm St, Suite A, Lancaster, WI 53813 by 4:00 pm on May 1.*

*This form can be mailed, dropped off or a legible picture or scan can be e-mailed to [jenny.dixon@wisc.edu](mailto:jenny.dixon@wisc.edu) by 4:00 pm on May 1.*

# Checklist

## REMEMBER:

1. No exhibitor may enter both open and junior class
2. Exhibitors must have completed 4<sup>th</sup> grade prior to fair to sell in the Livestock Auction
3. Exhibitors may not sell at more than 2 fairs after their scheduled high school graduation
4. Members may only exhibit in the department in which they carry a project
5. Members exhibiting livestock, including dairy, must upon request be able to show that animals exhibited have been cared for by the exhibitor for a period of at least 3 months previous to the fair
6. Livestock exhibitors shall have a copy of the required health certificates or test reports for inspection by the department at the fair

Dairy – Registration paperwork if showing in registered classes

***Dairy - All lactating dairy cattle are required to receive a negative test for Influenza A virus prior to movement to intrastate movement to fairs or exhibitions. This requirement does not apply to lactating beef cattle or nonlactating dairy cattle.***

7. Look at the department and have the proper paperwork done including animal identification deadlines, YQCA certificates, and registration forms
8. Be sure to check out the current Fair Book for rules that may apply to your exhibit

## Department 1 Dairy

### ***Forms needed to show a dairy animal at the Grant County Fair***

1. [Junior Class Entry Form](#)
2. [Animal ID & Vet Check Information Sheet](#) Bring with you to the fair
3. All exhibitors who plan to stay overnight must register by completing the [Registration Form for an Overnight Pass](#)
4. A copy of a negative test from a veterinarian upon arrival at vet check in day. The fair will keep this copy for their records.
  - Wisconsin Summary Special Order 24-O-003, effective June 19, 2024, requires a negative Influenza A test result within seven (7) days prior to movement.

### ***Forms needed to participate in the cheese sale at the livestock auction***

***Exhibitors will be selected at the Grant County Fair but if you would like to be considered for this selection make sure you have completed the forms below. Due to Hybrid Livestock Auction, proper sale pictures of you and your animal together will be taken at the Grant County Fair. These will also be used as the buyer's appreciation pictures.***


1. [Junior Class Entry Form](#)
2. **Dairy Identification Forms** can be found at Grant County Extension website <https://grant.extension.wisc.edu/> or call the office at 608-723-2125

**(Deadline 4:00pm on May 1, 2026)**

3. [Consignment Sheet](#)
4. [Animal ID & Vet Check Information Sheet](#) Bring with you to the fair
5. **YQCA Certificate - [yqcaprogram.org](http://yqcaprogram.org)** is the website to get certified to sell

Youth must be YQCA certified and a copy of your YQCA Certificate must be turned in with your entry by the Fair entry deadline of July 24. **No YQCA certificates will be accepted after 4:00pm on July 24, 2026.**

# YQCA Information



The Livestock Auction Committee has confirmed the requirements to sell an animal in the Grant County Fair Jr. Livestock Auction, Saturday of the Fair. Again, this year **ALL swine exhibitors showing or selling** and **all market exhibitors wishing to sell any other species** in the auction must be YQCA certified. A copy of your YQCA certificate must be turned in to the Extension Office prior to the July 24 by 4:00 pm deadline.

This interactive program provides youth a number of options for an annual quality assurance certification. YQCA was created for youth in the Beef, Dairy, Goat, Poultry, Rabbit, Sheep, and Swine projects. This program gives families more flexibility in acquiring this much needed information which trains youth in improving the care of food animals and promoting a higher level of consumer food safety. The livestock industry and businesses are constantly striving for high quality, wholesome products; therefore, youth in food animal projects should assist in this effort.

Please go to <https://yqcaprogram.org> in order to register. Upon signing up for a course, you will then pay for that course with a credit card. Please email [help@yqcaprogram.org](mailto:help@yqcaprogram.org) for any assistance you need in creating or signing up in the YQCA system.

- **Online Training** (\$12.00/youth) This type of training is at your own pace. [yqcaprogram.org/](https://yqcaprogram.org/)
- **In-Person Training** (\$3.00/youth) **Online registration is still required. If low registration, training may be cancelled. Make sure to register.** In-person training is scheduled for:
  - April 19 at 2:00 pm, South Room at the Youth & Ag Center, Lancaster—**pre-registration required.**
  - Youth can attend other counties/trainings that are listed on the online registration system.

Once you have registered and completed the course, you will log back into your YQCA account and download a certificate. **You must turn your certificate into the office at anytime before 4:00 pm on July 24, 2026.**

You can download and email the certificate attachment to [jenny.dixon@wisc.edu](mailto:jenny.dixon@wisc.edu) or print it out and mail or drop off at the Grant County Extension Office.






**THE Electronic Identification SYSTEM THAT WORKS**

## Application Instructions for Allflex Electronic Identification Ear Tags

Apply Allflex Electronic ID Tags with the Red Universal Total Tagger. Use the red blunt pin and remove the black insert from the base of the jaws.



1. To load, depress spring clip and insert the female EID tag. Ensure that the raised portion of the tag, which encloses the transponder chip, is placed in the open portion of the jaws.
2. Slip the male tag completely onto the blunt applicator pin. Squeeze the jaws together lightly to ensure the male shaft is in line with the female.
3. Dip the jaws of the applicator holding the tag into an antiseptic or disinfectant solution.



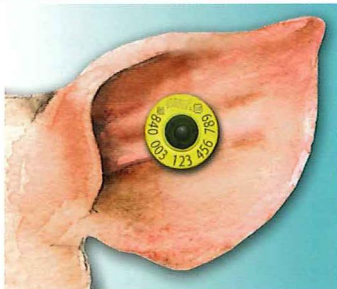
## Recommended EID Tag Placement

Application site must be free of foreign debris prior to placement of tags on the animal. Review application instruction prior to tagging.

**IMPORTANT:** Caution, "Free Air Space" is critical for proper healing and retention. Inspect placement after tagging to ensure there is sufficient space between ear and EID tag.

### FOR CATTLE

1. The EID tag should be placed in the middle of the ear between the two cartilage ribs close to the head.
2. The female portion of the tag should be on the inside of the ear with EID tag application. Note that this is a thicker part of the ear. Application may be more difficult than when applying a visual tag.



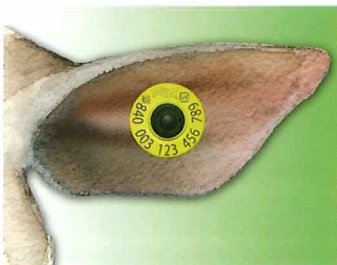
### FOR SWINE

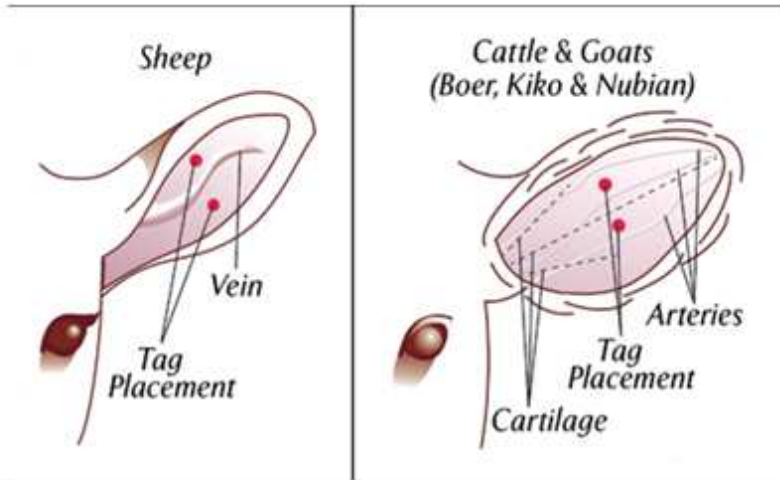
1. Place the EID tag in the middle or thicker part of the ear
2. The male tag should be on the outside of the ear and the female (or EID tag) should be placed on the inside of the ear. Tag retention is improved when male tag lays flush against the back side of the ear.

**IMPORTANT:** Tag application may vary based on breed type and ear size.

### FOR SHEEP

1. Place the EID tag in between the cartilage ribs of the ear, near the first quarter of the ear (closest to the head)
2. The female portion of the tag should be placed on the inside of the ear.





Ear tag placement diagram provided by Premier1Supplies.com



Ear tag placement example – cattle.